

Speciation and the evolution of dispersal along environmental gradients


Simone K. Heinz  Rupert Mazzucco  Ulf Dieckmann

Received: 23 April 2007 / Accepted: 4 March 2008 / Published online: 29 May 2008
© Springer Science+Business Media B.V. 2008

Abstract We analyze the joint evolution of an ecological character and of dispersal distance in asexual and sexual populations inhabiting an environmental gradient. Several interesting phenomena resulting from the evolutionary interplay of these characters are revealed. First, asexual and sexual populations exhibit two analogous evolutionary regimes, in which either speciation in the ecological character occurs in conjunction with evolution of short-range dispersal, or dispersal distance remains high and speciation does not occur. Second, transitions between these two regimes qualitatively differ between asexual and sexual populations, with the former showing speciation with long-range dispersal and the latter showing no speciation with short-range dispersal. Third, a phenotypic gradient following the environmental gradient occurs only in the last case, i.e., for non-speciating sexual populations evolving towards short-range dispersal. Fourth, the transition between the evolutionary regimes of long-range dispersal with no speciation and short-range dispersal with speciation is typically abrupt, mediated by a positive feedback between incipient speciation and the evolution of short-range dispersal. Fifth, even though the model of sexual evolution analyzed here does not permit assortative mating preferences, speciation occurs for a surprisingly wide range of conditions. This illustrates that dispersal evolution is a powerful alternative to preference evolution in enabling spatially distributed sexual populations to respond to frequency-dependent disruptive selection.

S. K. Heinz

Department of Biology, University of Bergen, P.O. Box 7800, 5020 Bergen, Norway
e-mail: Simone.Heinz@fa.uib.no

R. Mazzucco · U. Dieckmann 

Evolution and Ecology Program, International Institute for Applied Systems Analysis, Schlossplatz 1,
2361 Laxenburg, Austria
e-mail: dieckmann@iiasa.ac.at

R. Mazzucco

e-mail: mazzucco@iiasa.ac.at

U. Dieckmann

Section Theoretical Biology, Institute of Biology, Leiden University, Kaiserstraat 63, GP 2311 Leiden,
The Netherlands

Keywords Speciation · Dispersal · Gradient · Cline · Sexual reproduction
Frequency-dependent selection

Introduction

The study of speciation is an active area of research in evolutionary biology and is stimulating wide-ranging discussions (see Turelli et al. 2001 for a review). Mounting empirical evidence suggests that sympatric speciation can occur in nature (e.g., Schliewen et al. 1994; Bush and Smith 1998; Filchack et al. 2000; Wilson et al. 2000; Schliewen et al. 2001). This has spawned corresponding theoretical research striving to identify key mechanisms that may promote such speciation (e.g., Maynard Smith 1966; Turner and Burrows 1995; Kawecki 1997; Kondrashov and Kondrashov 1999; Higashi et al. 1999; Dieckmann and Doebeli 1999; Drossel and Kan 2000; Doebeli and Dieckmann 2003; see also the review by Via 2001). In particular, resource competition leading to frequency-dependent disruptive selection has received wide recognition as a potential ecological driver of sympatric speciation (MacArthur and Levins 1967; Rosenzweig 1978; Christiansen and Loeschcke 1980; Slatkin 1980; Seger 1985; Taper and Case 1985; Maynard Smith and Brown 1986; Abrams et al. 1993; Vincent et al. 1993; Doebeli 1996a, b; Metz et al. 1996; Law et al. 1997; Meszner et al. 1997; Geritz et al. 1998; Dieckmann and Doebeli 1999; Geritz et al. 1999; Jansen and Mulder 1999; Kisdi 1999; Kondrashov and Kondrashov 1999; Day 2000; Doebeli and Dieckmann 2000; Drossel and McKane 2000; Kisdi 2001; Kisdi and Geritz 2001; Kisdi et al. 2001; Schreiber and Tobias 2003; Egas et al. 2004, 2005; Doebeli et al. 2007; Ito and Dieckmann 2007).

Related research has shown that parapatric speciation driven by frequency-dependent competition can be promoted by environmental gradients (Doebeli and Dieckmann 2000; Mizera and Meszner 2003; Leimar et al. 2008). This facilitation results from a gradient-induced type of frequency-dependent selection: local competition and local adaptation along an environmental gradient imply phenotype-dependent competition and thus frequency-dependent selection (Doebeli and Dieckmann 2003). Local adaptation is thus a prerequisite for gradient-induced frequency-dependent selection and, obviously, can be impeded by frequent or long-range dispersal. This means that the potential for parapatric speciation driven by gradient-induced frequency-dependent selection is bound to depend on the dispersal rates and distances of individuals: for relatively low mobility, speciation was found to occur readily, whereas increasing mobility first reduces and eventually extinguishes gradient-induced speciation (Doebeli and Dieckmann 2003).

It is important to realize that the mobilities for which speciation through gradient-induced frequency-dependent selection can occur are too large to imply isolation by distance (Doebeli and Dieckmann 2003). In general, speciation processes in sexual populations are hindered by the mixing of gene pools through segregation and recombination (e.g., Felsenstein 1981). In parapatric speciation, this obstacle may be overcome by assortative mating preferences (Doebeli and Dieckmann 2003) or by isolation by distance (Wright 1943). The traditional notion of isolation by distance, which is applicable when mobilities are very low compared to the spatial distances between subpopulations, thus highlights a qualitatively different mechanism by which gradients may facilitate diversification: gene pools of low-mobility ecotypes favored by local selection along environmental gradients (Turesson 1922) are genetically segregated from each other to an extent that allows processes of local adaptation, and potentially also of speciation, to run their course relatively unhindered (e.g., Slatkin 1973; Turelli et al. 2001).

Decreasing a population's mobility thus has a twofold effect on the potential for parapatric speciation: a decrease of mobility below a relatively high threshold enables speciation through gradient-induced frequency-dependent selection and the resultant evolution of assortative mating preferences, while a decrease to a much lower level enables speciation through isolation by distance. This realization puts a spotlight on the evolution of dispersal in parapatric speciation.

In more general contexts, many model-based analyses have investigated the evolution of dispersal rates (McPeck and Holt 1992; Holt and McPeck 1996; Olivieri et al. 1995; Doebeli and Ruxton 1997; Gandon 1999; Ronce et al. 2000, 2005; Mathias et al. 2001; Poethke and Hovestadt 2002; Cadet et al. 2003; Parvinen et al. 2003; Kisdi 2004), dispersal distances (Ezra 1998; Savill and Hogeweg 1998; Hovestadt et al. 2001; Murrell et al. 2002), and, more recently, directedness of dispersal (Armsworth and Roughgarden 2005; Heinz and Strand 2006). Selection has been shown to favor dispersal through mechanisms including inbreeding avoidance (Bengtsson 1978; Waser 1986; Motro 1991; Gandon 1999) and kin competition (Hamilton and May 1977; Frank 1986; Taylor 1988; Gandon and Michalakis 1999; Rousset and Gandon 2002).

Doebeli and Dieckmann (2003) investigated the implications of mobility for parapatric speciation through gradient-induced frequency-dependent selection by assuming different, but fixed, levels of mobility. This naturally begs the question how such mobility would adapt if it were subject to evolution. Classical trade-offs affecting dispersal evolution of course also apply to the model by Doebeli and Dieckmann (2003). On the one hand, competition in this model is higher between individuals with similar phenotypes than for dissimilar individuals, favoring offspring that move away from their parents. On the other hand, the change of environmental conditions along a sufficiently steep gradient is bound to favor low mobility. The balance between these two opposing forces of selection might thus be expected to cause the evolution of intermediate mobility. Such simple qualitative reasoning, however, ignores the intricacies resulting from the dynamic interplay between speciation and dispersal evolution. As explained above, the potential for parapatric speciation is certainly influenced by dispersal, but also the converse applies: the evolution of dispersal is expected to be influenced by the distribution of phenotypes around and along an environmental gradient, and thus by speciation.

Here we analyze the joint evolution of an ecological character and population mobility in asexual and sexual populations inhabiting an environmental gradient. We thus extend the parapatric speciation model of Doebeli and Dieckmann (2003) by letting dispersal and mating distances evolve, instead of using fixed values. Of the three dimensionless parameters of this model identified by Doebeli and Dieckmann (2003), two parameters (the scaled slope of the environmental gradient and the scaled width of the phenotypic competition function) were systematically varied, while the third parameter (the scaled dispersal distance) was allowed to evolve. In this way, our results below offer an exhaustive overview of the interplay between the evolution of local adaptation and mobility in a simple model of parapatric speciation, by showing which dispersal and mating distances evolve under different conditions and by examining the circumstances under which speciation can occur.

Model description

The structure of the model description below is inspired by suggestions for describing individual- and agent-based models in a standardized manner (Grimm and Railsback 2005; Grimm et al. 2005, 2006).

Purpose

The purpose of the model is to understand the interplay between speciation and dispersal evolution along environmental gradients. The model extends the one by Doebeli and Dieckmann (2003) by incorporating the evolution of dispersal distances, and, in the case of sexual reproduction, of mating distances. We consider either asexual or sexual reproduction, without, however, ever incorporating assortative mating preferences. The resultant model operates in continuous space and time and provides an individual-based, stochastic, and spatially explicit description of phenotypic evolution.

Environment and state variables

The environment considered in the model is two-dimensional and continuous, with spatial locations identified by coordinates $x, y \leq 1$. An environmental gradient exists in the x -direction, while the y -direction is ecologically neutral. Individuals living in this environment differ by location and phenotype. Phenotypes are denoted by v , where u is the ecological character affecting local adaptation along the environmental gradient and v is the dispersal character affecting distances of natal dispersal. In the sexual model, an additional mating character w affects the distance of mate searching. At any moment in time, the state of the system is fully given by the state (x_i, u_i, v_i) or $(x_i, y_i, u_i, v_i, w_i)$, respectively, of all individuals $i = 1, \dots, N$, where N is the current number of individuals.

Environmental gradient

The carrying capacity density for the ecological phenotype at spatial location (x, y) is $K(u, x, y) = K_0 \cdot N_{\sigma_K}(u - u_0(x))$, where $N_{\sigma}(z) = \exp(-\frac{1}{2}z^2/\sigma^2)$ denotes a normal, or Gaussian, function, and $u_0(x) = g \cdot (x - \frac{1}{2}) + \frac{1}{2}$ describes which ecological phenotype maximizes K at location x . This implies an environmental gradient with slope g . Along this gradient, the phenotypic range around $u_0(x)$ that offers high carrying capacity has a width of σ_K .

Boundary conditions

Boundaries in the ecologically neutral y -direction are chosen to be periodic. Owing to the environmental gradient, environmental conditions differ at locations $y = 0$ and $y = 1$, so that periodic boundary conditions in the y -direction are not biologically meaningful. We thus investigate two other kinds of boundary conditions in the y -direction: impermeable and cline-periodic. Impermeable boundaries imply that values $y < 0$ (or $y > 1$) are replaced with values 0 (or 1 , respectively). Cline-periodic boundary conditions (Leimar et al. 2008) imply that values $y < 0$ (or $y > 1$) are replaced with values $y + 1$ (or $y - 1$, respectively), while at the same time ecological phenotypes are replaced with values $u + g$ (or $u - g$, respectively). The latter ensures that the carrying capacity density experienced by individuals is unaffected by the imposed relocation. Cline-periodic boundary conditions are thus similar to spatially periodic boundary conditions, except for the additional correction of the ecological phenotype.

Phenotype ranges and initialization

Initially, individuals are distributed randomly across the two-dimensional environment, with uniform probability density. For impermeable boundary conditions, the ecological characters of all individuals are initially set to $u = 0.5$ and the dispersal characters are set to $v_i = 0.5$; the mating characters, where applicable, are set to 0.2. All characters are then kept in the range $0 \leq u, v, w \leq 1$. For cline-periodic boundary conditions, the initial ecological characters s_i are randomly drawn from the range $0 \leq u \leq 1$ with uniform probability density, and are subsequently left unbounded.

Process overview and scheduling

Individuals undergo a continuous-time birth-death process, so that generations are overlapping. The current system state determines the birth and death rates b_i and d_i of all individuals. On this basis, the population-level birth, death, and event rates are obtained as $B = \sum_{i=1}^N b_i$, $D = \sum_{i=1}^N d_i$, and $E = B + D$, respectively. The time lapse until the next event is drawn from an exponential distribution with mean $1/E$. After the type of event is chosen according to probabilities B/E and D/E , the affected individual is chosen according to probabilities b_i/B or d_i/D . According to the chosen event type, the chosen individual either reproduces or dies.

Interactions

Individuals interact through local resource competition affecting their death rates. Individuals that are far apart either in space or in ecological phenotype interact less strongly than individuals that are spatially close or ecologically similar. When reproduction is sexual, individuals also interact by locally choosing a mating partner for producing offspring. Through these interactions, the death rate d_i of individual i is locally frequency-dependent, as it varies with the distribution of phenotypes in the vicinity of individual i . In the case of periodic (direction) and cline-periodic (direction) boundary conditions, interactions stretch across boundaries.

Stochasticity

The model comprises several types of stochasticity: demographic stochasticity, affecting time lapses between events, as well as the sequence of events; dispersal stochasticity, affecting the direction and distance of natal dispersal; and mutation stochasticity, affecting the direction and distance of phenotypic changes resulting from mutation. When reproduction is sexual, these are complemented by two further types of stochasticity: mating stochasticity, affecting the choice of mating partner in an individual's vicinity; and segregation-recombination stochasticity, affecting the phenotypes of offspring depending on those of their parents.

Death events

The death rate of individual i is $d_i = n_{\text{eff}}(u_i, x_i, y_i)/K(u_i, x_i, y_i)$, where $n_{\text{eff}}(u_i, x_i, y_i)$ is the effective number of individuals with which individual i is competing,

$$n_{\text{eff}}(u_i, x_i, y_i) = (2\pi\sigma_s^2)^{-1} \sum_{j=1, j \neq i}^N N_{\sigma_c}(u_j - u_i) N_{\sigma_x}(x_j - x_i) N_{\sigma_y}(y_j - y_i).$$

This means that individuals compete the less strongly the more their spatial coordinates and ecological phenotypes differ, with the attenuation of competition strength being described by normal functions with standard deviations σ_c (the width of the phenotypic competition function scaling the effect of u) and σ_s (the width of the spatial competition function scaling the effects of x and y). The normalization factor $(2\pi\sigma_s^2)^{-1}$ ensures that n_{eff} is independent of σ_s in a spatially uniform population. Upon its death, the individual is removed from the population.

Birth events and dispersal

The birth rates of individuals are constant, $b_i = b$. Upon its birth, the new individual is inserted into the population. Its spatial coordinates x and y are drawn from normal distributions with means equal to values x_i and y_i of the focal parent, and with standard deviations v_i , reflecting the effect of natal dispersal.

When reproduction is sexual, the focal parent randomly chooses a mating partner j with mating weights given by $N_{w_i}(x_j - x_i) N_{w_j}(y_j - y_i)$, where w_i is the mating distance of individual i . The choice of partner thus depends on spatial distance alone, so that mating preferences are never assortative with regard to phenotype. There is no direct cost associated with having a high mating distance and there is also no direct cost of dispersal. The offspring's phenotypes u , v , and w are drawn from normal probability distributions with means equal to mid-parental values $\frac{1}{2}(u_i + u_j)$, $\frac{1}{2}(v_i + v_j)$, $\frac{1}{2}(w_i + w_j)$ and with standard deviations $\frac{1}{2}|u_i - u_j|$, $\frac{1}{2}|v_i - v_j|$, $\frac{1}{2}|w_i - w_j|$, reflecting the effects of segregation and recombination. The expressions used for the standard deviations ensure that normal distributions of parental phenotypes are invariant under segregation and recombination. (Some other studies used population-level averages to specify these standard deviations, usually setting them equal to a quarter of the population-level standard deviation in the character considered: such an approach, however, is nonsensical when populations, as is the case here, are not panmictic.)

When reproduction is asexual, the phenotypes u_i and $v = v_i$ are faithfully inherited from parent to offspring (up to mutation, see next paragraph).

Finally, the offspring's phenotypes u , v , and w may be displaced with probability m by random increments drawn from a normal distribution with mean 0 and standard deviation σ_m , reflecting the effect of mutation.

Observables

For model testing, it is helpful to observe the spatio-phenotypic distribution of individuals. For model analysis, the marginal phenotypic distributions of ecological character, dispersal character, and mating character are recorded.

Speciation is identified as follows. For asexual populations, we require the initially unimodal phenotype distribution to branch into a visibly bi- or multimodal distribution (Fig. 5a, b). For sexual populations, we additionally require that not more than a very few hybrids be present between candidate branches, implying sharp modes of the bi- or multimodal phenotype distribution (Fig. 5d).

Parameters

A list of default parameter values is provided in Table 1. Doebeli and Dieckmann (2003) showed that the asexual model defined above has no more than three essential parameters: the scaled width of the phenotypic competition function σ_c/σ_K , the scaled slope of the environmental gradient $g\sigma_s/\sigma_K$, and the scaled dispersal distance $c\sigma_s$. In our analyses below, we systematically vary the two dimensionless parameters $c\sigma_s$ and $g\sigma_s/\sigma_K$, while allowing the dispersal distances c and in the sexual model, the mating distances s to evolve.

Results

Results below are first presented for asexual populations, thus offering a helpful baseline for the subsequent investigation of evolution in sexual populations.

Asexual populations

When reproduction is asexual, the joint evolution of the ecological phenotype and the dispersal phenotype results in three qualitatively different evolutionary outcomes: (i) speciation with short-range dispersal (Fig. 4a), (ii) speciation with long-range dispersal (Fig. 5b), and (iii) no speciation with long-range dispersal (Fig. 6).

These outcomes occur in three sharply delineated regions of the model's parameter space, spanned by the scaled slope of the environmental gradient and by the scaled width c of the phenotypic competition function (Fig. 1, for impermeable boundary conditions in the x -direction; see Table 2 for an overview). First is a large parameter region on the right-hand side of Fig. 1a, in which speciation occurs in conjunction with the evolution of short-range dispersal. The existence of this region is in line with results by Doebeli and Dieckmann (2003) showing that for $c \geq 1$ speciation occurs for a larger range of mobilities when gradients are steep (as long as $s \leq 1$). Second is a parameter region in the upper left corner of Fig. 1a, in which dispersal distance remains high without speciation. This is of course facilitated by shallow environmental gradients. That speciation does not occur here is in line with results by Dieckmann and Doebeli (2003) showing that speciation is not

Table 1 Overview of parameters and their default values

Maximal carrying capacity density, scaling the number of individuals in the system	K_0	300
Standard deviation of carrying capacity density, scaling the reduction of carrying capacity density with increased phenotypic distance in the ecological character from the locally optimal phenotype	σ_K	0.3
Standard deviation of phenotypic competition function, scaling the reduction of competition strength with increased phenotypic distance in the ecological character between individuals	σ_c	variable
Standard deviation of spatial competition function, scaling the reduction of competition strength with increased spatial distance between individuals	σ_s	0.2
Slope of environmental gradient	g	variable
Per capita birth rate, scaling time	b	1
Mutation probability	μ_m	0.02
Standard deviation of distribution of mutation effects	σ_m	0.01
Scaled standard deviation of phenotypic competition function	c	σ_c/σ_K
Scaled slope of environmental gradient	s	$g\sigma_s/\sigma_K$

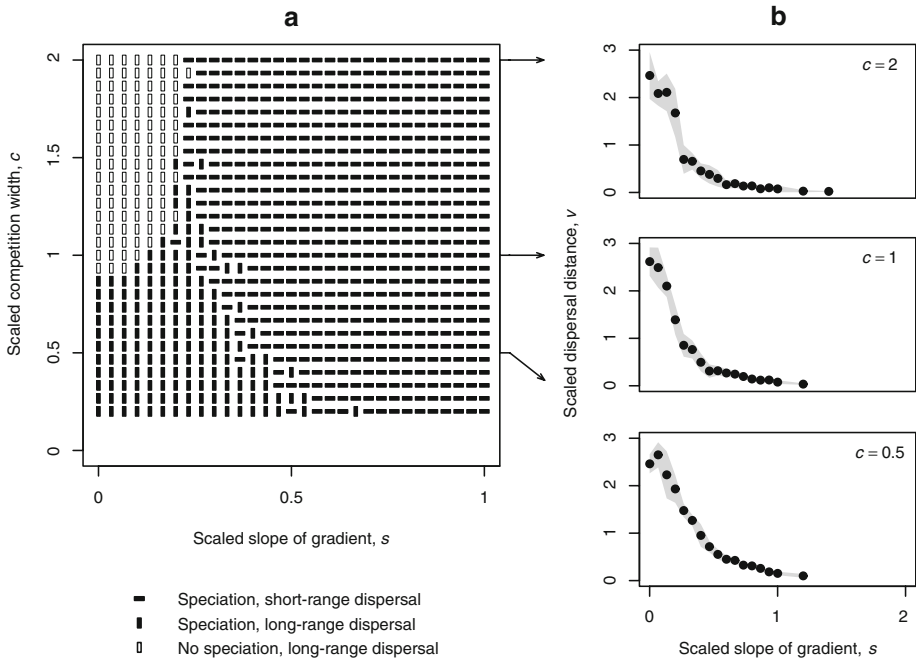


Fig. 1 Outcomes of asexual evolution when boundaries in the direction are impermeable (Dependence of outcomes on the model's two dimensionless parameters (scaled slope of environmental gradient) and (scaled width of phenotypic competition function). Three types of outcomes can occur, resulting in three sharply delineated regions in parameter space: (i) speciation and short-range dispersal (right-hand side), (ii) speciation and long-range dispersal (lower left corner), and (iii) no speciation and long-range dispersal (upper left corner). b) Dependence of scaled dispersal distances, v , for three different values of c . The standard deviation of evolved distances is indicated by the gray areas. Decreasing the slope results in the sharp rise of scaled dispersal distance for $c = 2$ and $c = 1$, while this transition is less abrupt for $c = 0.5$. Other parameters as shown in Table 1

expected for $c \geq 1$ unless facilitated by a sufficiently steep environmental gradient and accompanied by sufficiently low mobility. Third is a parameter region in the lower left corner of Fig. 1a, in which speciation occurs in conjunction with the evolution of long-range dispersal. Again, the latter evolution is promoted by the shallowness of the environmental gradient in this region, and speciation is expected since c is very similar to the order of the shift of ecological phenotypes β when individuals traverse the x -boundaries appears to facilitate the evolution of short-range dispersal.

Table 2 Overview of evolutionary outcomes

Asexual populations		Sexual populations	
Steep slope	Speciation, short-range dispersal	Steep slope, wide competition	Speciation, short-range dispersal
Shallower slope, narrow competition	Speciation, long-range dispersal	Steep slope, narrow competition	No speciation, short-range dispersal
Shallower slope, wide competition	No speciation, long-range dispersal	Shallower slope	No speciation, long-range dispersal

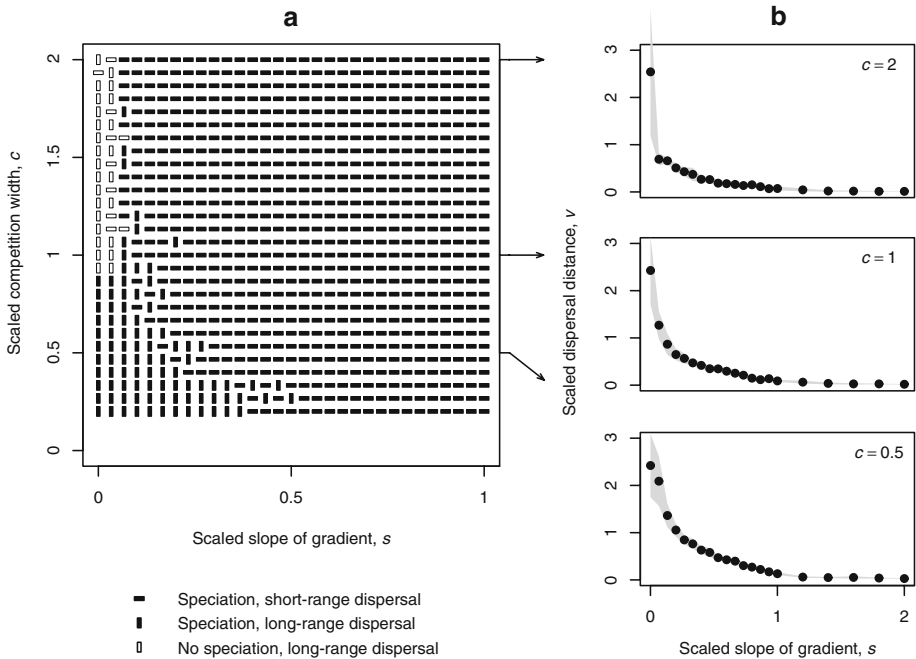


Fig. 2 Outcomes of asexual evolution when boundaries in the direction are cline-periodic. **a**) Dependence of outcomes on the model's two dimensionless parameters (scaled slope of environmental gradient) and c (scaled width of phenotypic competition function) **b**) Dependence of scaled dispersal distances on s , for three different values of c . Other details as in Fig. 1

Of the three identified regions, the upper part of the first region is perhaps most remarkable ($c \geq 1$, and $s \leq 1$ but large). In this part, speciation cannot occur in the absence of a gradient ($s = 0$), so that all speciation encountered here is strictly gradient-induced. Doebeli and Dieckman (2003) showed that under such conditions speciation can only occur if mobility is sufficiently low. Dispersal evolution takes care of this, so that the latter proviso disappears.

Abrupt transition between long-range and short-range dispersal

What is surprising is the abrupt nature of the transition between evolutionary outcomes with long-range and short-range dispersal. Plotting the evolved dispersal distance as a function of the environmental gradient's slope (Fig. 2b) shows that a gradually decreasing slope triggers an abrupt increase in the evolved dispersal distance, especially for higher values of c .

The mere fact that dispersal distance increases when s decreases is easily understood. The cost of dispersal—resulting from the likelihood of reaching a location to which the dispersing individual is less adapted—decreases with s . This means that the benefit of dispersal—resulting from the likelihood of reaching a location that is less crowded and at which competition is thus diminished—prevails when s is low.

But how can the observed threshold effect be explained? Speciation through gradient-induced frequency-dependent selection has been shown to occur more easily when mobility is low (Doebeli and Dieckman 2003). Short-range dispersal thus facilitates

speciation. Interestingly, also the converse is true: speciation may facilitate the evolution of short-range dispersal. Once a unimodal distribution of phenotypes has split into several phenotypic clusters along the environmental gradient, dispersal becomes less favorable, as it likely implies moving to locations where the dispersing individual has to compete with other, better-adapted phenotypes. Therefore, short-range dispersal not only facilitates speciation, but the onset of speciation also facilitates the evolution of short-range dispersal. This positive feedback between dispersal evolution and speciation causes a threshold effect in the evolution of dispersal distances. When this feedback loop is disrupted—because there is no incipient speciation, or because selection does not favor short-range dispersal—evolved dispersal distances suddenly increase. This explains why the transition between short-range and long-range dispersal is so sharp for $c > 1$, since here speciation is contingent on low mobility. For $c < 1$, speciation can occur independent of mobility, so that the mutual dependence between speciation and dispersal evolution becomes one-sided instead, resulting in a more gradual transition. This effect also explains the shift of the regime boundary in the cline-periodic case (Fig. 2).

Sexual populations

Also when reproduction is sexual, evolution results in three qualitatively different evolutionary outcomes (Figs. 3, 4, 5d, e, f; see Table 2 for an overview): (i) speciation with short-range dispersal (upper right corner of Figs. 4a, 5d), (ii) no speciation with short-range dispersal (lower right corner of Figs. 4a, 5e), and (iii) no speciation with long-range dispersal (left-hand side of Figs. 4a, 5f). While cases (i) and (iii) both occur under asexual as well as under sexual evolution, case (ii) for sexual evolution (no speciation, short-range dispersal) and case (ii) for asexual evolution (speciation, long-range dispersal) characterize diametrically opposite evolutionary outcomes.

For sexual evolution, speciation occurs when c and $s \leq 1$ are both sufficiently large, while short-range dispersal evolves when $c \leq 1$ is sufficiently large. It is interesting to highlight that speciation in this model thus requires sufficiently large values of c . By contrast, speciation in non-spatial models of sexual evolution, based on the evolution of assortative mating, is facilitated by small values of $c < 1$ (Dieckmann and Doebeli 1999). Figs. 3 and 4 also show that, as expected, speciation under sexual evolution cannot occur in conjunction with long-range dispersal: in the absence of potential for the evolution of assortative mating preferences, sexual parapatric speciation is contingent on sufficiently low mobility.

A more detailed comparison with the outcomes of asexual evolution yields the following observations. First, the parameter region corresponding to case (i) under sexual evolution is a bit smaller, and shifted towards higher values of c and s , as compared to asexual evolution. Second, the parameter region corresponding to case (iii) is larger and extends towards all lower values of c . And third, as was already emphasized above, the transition between cases (i) and (iii) is mediated by an entirely different class of cases (ii). It is worth emphasizing that under sexual evolution it is only case (ii) that implies a phenotypic gradient following the environmental gradient.

As in the asexual model, we found a threshold effect for how evolved dispersal distances depend on the gradient's slope (Figs. 4b). This threshold effect is again explained by the interplay between speciation and dispersal evolution. In contrast to the asexual case, however, speciation of sexual populations requires short-range dispersal even for $c < 1$. The mutual dependence between speciation and dispersal evolution thus extends

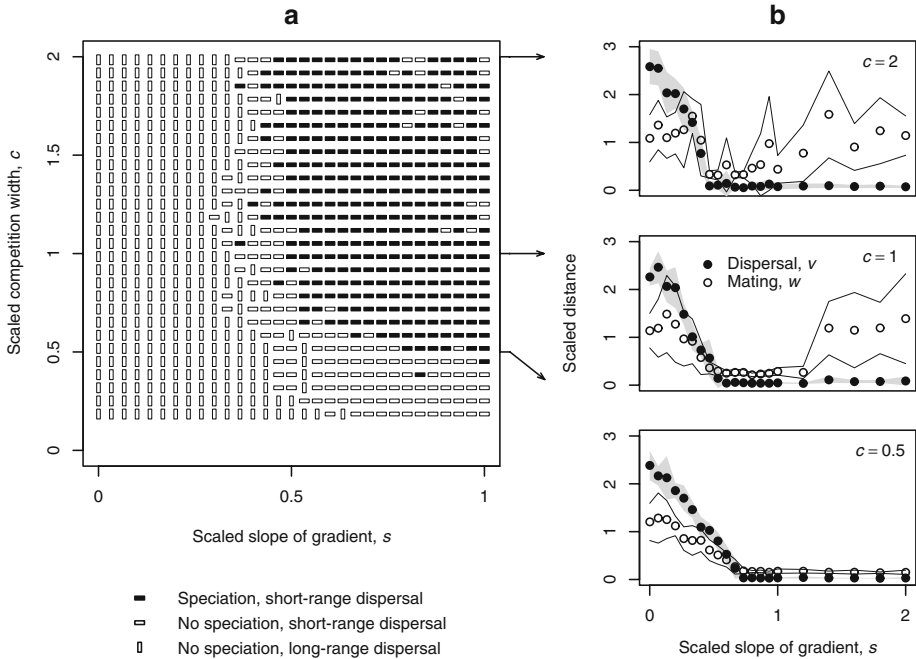


Fig. 3 Outcomes of sexual evolution when boundaries in the direction are impermeable (a) Dependence of outcomes on the model's two dimensionless parameters (scaled slope of environmental gradient) and (scaled width of phenotypic competition function). Three types of outcomes can occur, resulting in three sharply delineated regions in parameter space: (i) speciation and short-range dispersal (upper right corner), (ii) no speciation and short-range dispersal (lower right corner), and (iii) no speciation and long-range dispersal (left-hand side) (b) Dependence of scaled dispersal and mating distances for three different values of c . The standard deviations of evolved distances are indicated by the gray areas and thin continuous curves, respectively. Decreasing the slope results in the sharp rise of scaled dispersal distance for $c = 1$, and $c = 0.5$. Other parameters as shown in Table 1

across all values of c . Accordingly, the transition of evolved dispersal distances remains relatively sharp along the entire boundary of the parameter region enabling speciation.

The evolution of mating distances with increasing slope of the environmental gradient at first follows the evolution of the dispersal distance. It is only after the onset of speciation that mating distances no longer seem to be driven to particularly small values. To explain this, we have to appreciate that the evolution of short-range dispersal in conjunction with speciation amounts to the formation of spatially segregated phenotypic clusters. While such clusters can only form if the mating distance is sufficiently small, merely searching for a mate outside an individual's own cluster will not lead to any significant production of hybrids when distances between adjacent clusters are so large that actual matings across cluster boundaries are very rare. This understanding is corroborated by our finding that small mating distances are selected for much more strongly when competition widths, and hence distances between adjacent clusters, are small (Fig. 4; bottom panels).

In summary, the propensity for speciation in this model of sexual parapatric speciation is shaped by two key mechanisms: first, frequency-dependent selection is induced by the joint effect of local competition and local adaptation along the environmental gradient (Doebeli and Dieckman 2003), and second, a positive feedback exists between incipient speciation and the evolution of short-range dispersal (as explained above).

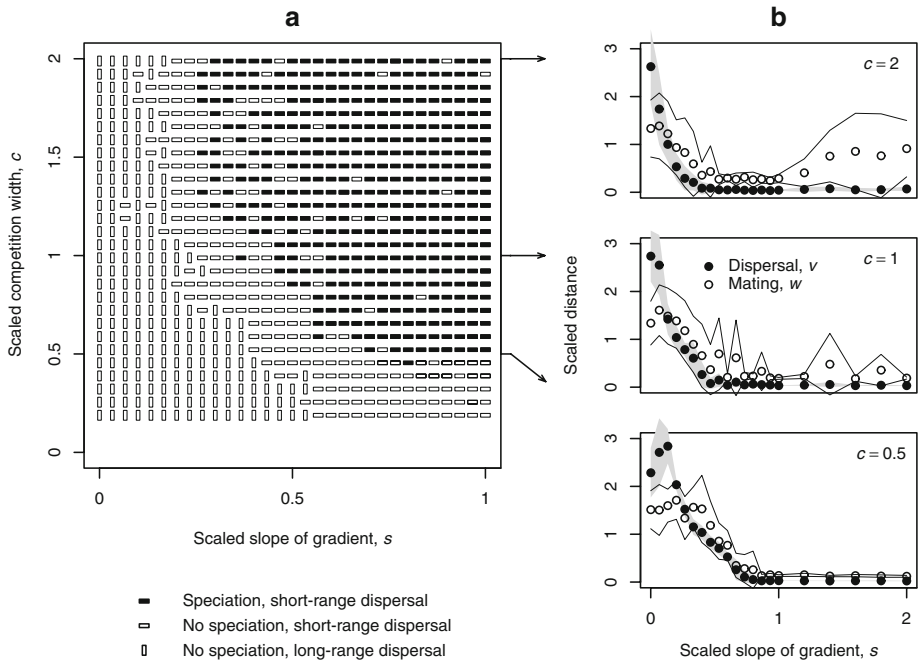


Fig. 4 Outcomes of sexual evolution when boundaries in the direction are cline-periodical. **a**) Dependence of outcomes on the model's two dimensionless parameters (scaled slope of environmental gradient) and (scaled width of phenotypic competition function). **b**) Dependence of scaled dispersal and mating distances on s , for three different values of c . Other details as in Fig. 3

Discussion

In this study we investigated the joint evolution of an ecological character and of dispersal distance in asexual and sexual populations inhabiting an environmental gradient. We identified several interesting phenomena resulting from the evolutionary interplay of these characters.

Using a dimensionless representation of the model's two essential parameters, the scaled slopes of the environmental gradient and the scaled width of the phenotypic competition function, we showed that most parameter combinations lead to speciation in conjunction with the evolution of short-range dispersal. For shallow gradients, dispersal distance can remain large, precluding speciation. These two types of evolutionary outcome occur in asexual as well as in sexual populations. The third type of evolutionary outcome, occurring at the transition between the two former regimes, qualitatively differs between asexual and sexual populations. In the corresponding parameter regions, asexual populations speciate while evolving long-range dispersal, whereas sexual populations do not speciate while evolving short-range dispersal. A phenotypic gradient following the environmental gradient only arises in the last case, i.e., for non-speciating sexual populations evolving towards short-range dispersal.

Transitions between the three identified evolutionary regimes are typically sharp. This finding is explained by the existence of a positive feedback loop between incipient speciation and evolution of short-range dispersal: short-range dispersal facilitates speciation and speciation promotes short-range dispersal. This feedback not only accounts for the abruptness of

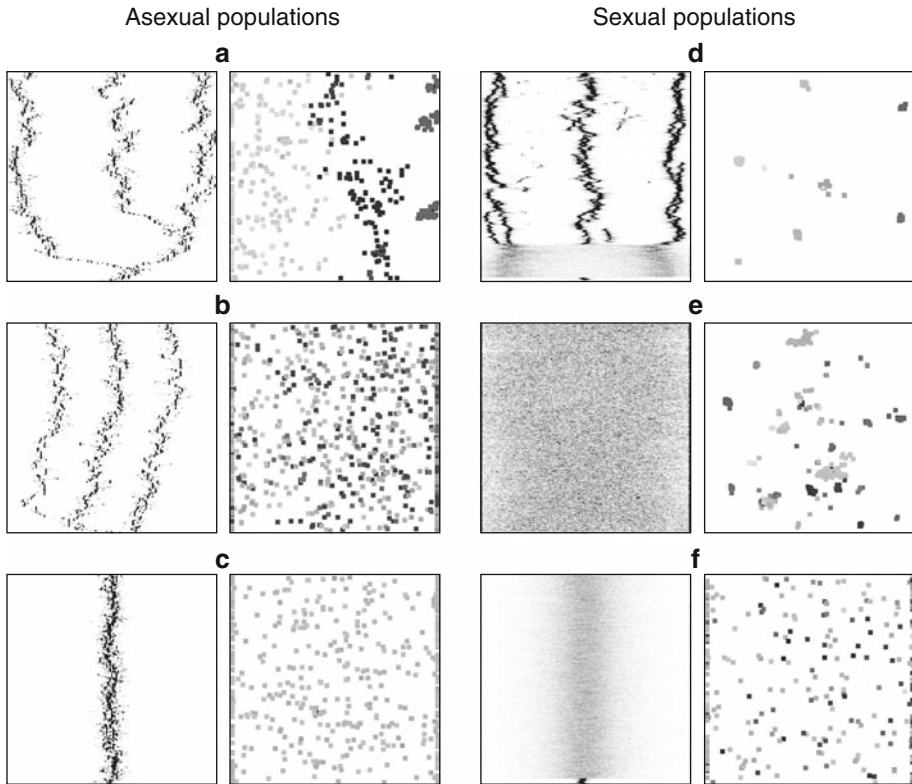


Fig. 5 Evolution of phenotypic and spatial distributions when boundaries in the direction are impermeable. Three examples each are shown for asexual populations (left column) and sexual populations (right column). The left panel of each example shows the evolution of the distribution of the ecological character in the range $0 \leq u \leq 1$ from time 0 (bottom) to time 15,000 (top). The corresponding right panel shows the final spatial distribution of individuals at time 15,000 with different grayscales depicting different values of the ecological character. Asexual populations: (a) speciation with short-range dispersal ($\lambda = 0.66, c = 1.33$), (b) speciation with long-range dispersal ($\lambda = 0.16, c = 0.47$), and (c) speciation with short-range dispersal ($\lambda = 0.10, c = 1.53$). Sexual populations: (d) speciation with short-range dispersal ($\lambda = 0.83, c = 1.66$), (e) no speciation with short-range dispersal ($\lambda = 0.80, c = 0.33$), and (f) no speciation with long-range dispersal ($\lambda = 0.13, c = 0.80$). The examples illustrate that short-range dispersal induces spatial structure and facilitates speciation

transitions between regimes but also for the prevalence of short-range dispersal over a wide range of conditions. When gradients are sufficiently steep, ecological diversification is a better means of expanding an organism’s home range than long-range dispersal.

In populations with sexual reproduction, the parameter range over which speciation occurs is smaller than for asexual populations, but still surprisingly large. This illustrates that dispersal evolution can be a powerful alternative means to preference evolution of allowing sexual populations to respond to the frequency-dependent disruptive selection pressures resulting from ecological interactions. The positive feedback between speciation and dispersal evolution contributes to the pertinence of this mechanism.

It has been proposed that clustering along an environmental gradient with impermeable boundaries (Doebeli and Dieckmann 2003 “is driven by edge effects, rather than by frequency-dependent competition” (Polechová and Barton 2005). In agreement with a related investigation of parapatric clustering (Leimar et al. 2008, our analysis here shows

that clustering occurs both for impermeable and for cline-periodic boundary conditions. So while impermeable boundaries may affect the details of evolutionary outcomes along environmental gradients—in ways that are worth learning about, since spatial boundaries in nature are real and cannot be conveniently assumed away by theorists—we can conclude that phenotypic clustering in our model occurs independently of boundary effects.

In order not to overload our study with too many parameters, we focused attention on the evolution of natal dispersal distance, as measured by the standard deviation σ . Several extensions could be worthwhile. For example, one might want to consider the evolution of adult dispersal rates. However, to the extent that dispersal is diffusive, only the compound parameter $\frac{1}{2}(b+m)v^2$ matters (Doebeli and Dieckman 2003), so that the consequences of evolution in σ are equivalent to those of evolution in b . An analogous compound parameter $\frac{1}{2}bv^2 + \frac{1}{2}mv^2$, applies when the standard deviation of natal dispersal distances differs from that of adult dispersal distances.

Other extensions are expected to be more consequential. In particular, it could be interesting to study costs of dispersal, or spatiotemporal variation in local environmental conditions. These factors can have opposite effects on the evolution of dispersal, and their interaction can lead to complex dynamics. Spatiotemporal variation has been shown to impact dispersal rates (Van Valen 1971; Travis and Dytham 1998; Travis 2001) as well as dispersal distances (Murrell et al. 2002). Such variation can also lead to dispersal dimorphism, resulting in the coexistence of dispersal morphs with high and low mobility (McPeck and Holt 1992; Johst et al. 1999; Mathias et al. 2001; Parvinen 2002; Heinz and Strand 2006). Travis (2001) found that the evolution of dispersal rates depends not only on whether or not there is temporal or spatial variability in the environment, but also on the form of such variability. Demographic stochasticity (which our model includes) creates spatiotemporal variation in local environmental conditions and has been shown to favor dispersal (Holt and McPeck 1996; Cadet et al. 2003; Parvinen et al. 2003), but also to impact the costs of dispersal (Cadet et al. 2003). Increasing costs of dispersal, in the form of dispersal mortality and/or diminished fecundity, naturally favor lower dispersal rates (Poethke and Hovestadt 2002) and shorter dispersal distances (Murrell et al. 2002). Yet, when considering kin competition (which our model also includes), the relationship between dispersal mortality and evolved dispersal rate was found to be non-monotonic (Gandon and Michakalis 1999; Gandon 1999; Kisdi 2004). Another interesting extension would be to include the evolution of dispersal directedness. Recent empirical work showed that there is an important link between the directedness of dispersal and the evolution of species: non-random dispersal can produce genetic differentiation (Postma and van Noordwijk 2005; Garant et al. 2005) and thereby trigger speciation. The evolution of dispersal directedness in turn has been shown to be dependent on spatial variability (Heinz and Strand 2006) and temporal variability (Armsworth and Roughgarden 2005). One could also consider the population genetics of the phenotypes studied here: for example, Billiard and Lenormand (2005) investigated how linkage between two loci for dispersal and local adaptation affects the evolution of dispersal rates. Finally, it could be interesting to vary the shape of the kernels for competition, dispersal, and mating. In this context, it must be borne in mind—as this sometimes gets overlooked (Polechana and Barton 2005)—that the structural instability of simple deterministic models with normal competition kernels (May and MacArthur 1972; Roughgarden 1974; Sasaki and Ellner 1995; Sasaki 1997; Gyllenberg and Meszner 2005; Doebeli et al. 2007; Pigolotti et al. 2007) does not apply to the stochastic individual-based models studied here.

Dispersal is subject to evolution and also drives evolutionary dynamics by being an important determinant of the mixing and isolation of populations. It is therefore essential to understand the interaction between dispersal as an evolving character on the one hand and dispersal as an evolutionary factor on the other. Our finding of a positive feedback leading to the combination of short-range dispersal and speciation under a wide range of conditions shows how intricate this interaction can be. We thus hope that this study serves as a first step towards understanding the complex interplay between dispersal evolution and speciation.

Acknowledgements We thank Øyvind Fiksen and all members of the modeling group of the Department of Biology at the University of Bergen for fruitful discussions. S.H. gratefully acknowledges financial support by the EU project ETHOFISH (QLRT-2001-00799). R.M. and U.D. gratefully acknowledge financial support by the Vienna Science and Technology Fund (WWTF).

References

- Abrams PA, Matsuda H, Harada Y (1993) Evolutionarily unstable fitness maxima and stable fitness minima of continuous traits *Evol Ecol* 7:465–487
- Armstrong PR, Roughgarden JE (2005) Disturbance induces the contrasting evolution of reinforcement and dispersiveness in directed and random movers *Evolution* 59:2083–2096
- Bengtsson BO (1978) Avoiding inbreeding: at what cost? *J Theor Biol* 73:439–444
- Billiard S, Lenormand T (2005) Evolution of migration under kin selection and local adaptation *Evolution* 59:13–23
- Bush GL, Smith JJ (1998) The genetics and ecology of sympatric speciation: a case study. *Res Popul Ecol* 40:175–187
- Cadet C, Ferrière R, Metz JAJ, van Baalen M (2003) The evolution of dispersal under demographic stochasticity. *Am Nat* 162:427–441
- Christiansen FB, Loeschcke V (1980) Evolution and intraspecific exploitative competition. I. One locus theory for small additive gene effects. *Theor Popul Biol* 18:297–313
- Day T (2000) Competition and the effect of spatial resource heterogeneity on evolutionary diversification. *Am Nat* 155:790–803
- Dieckmann U, Doebeli M (1999) On the origin of species by sympatric speciation. *Nature* 400:354–357
- Doebeli M (1996a) A quantitative genetic competition model for sympatric speciation. *J Evol Biol* 9:893–909
- Doebeli M (1996b) An explicit genetic model for ecological character displacement. *Ecology* 77:510–520
- Doebeli M, Ruxton GD (1997) Evolution of dispersal rates in metapopulation models: branching and cyclic dynamics in phenotype space. *Evolution* 51:1730–1741
- Doebeli M, Dieckmann U (2000) Evolutionary branching and sympatric speciation caused by different types of ecological interactions. *Am Nat* 156:S77–S101
- Doebeli M, Dieckmann U (2003) Speciation along environmental gradients. *Nature* 421:259–263
- Doebeli M, Blok HJ, Leimar O, Dieckmann U (2007) Multimodal pattern formation in phenotype distributions of sexual populations. *Proc R Soc Lon Series B* 274:347–357
- Drossel B, McKane A (2000) Competitive speciation in quantitative genetic models. *J Theor Biol* 204:467–478
- Egas M, Dieckmann U, Sabelis MW (2004) Evolution restricts the coexistence of specialists and generalists: the role of trade-off structure. *Am Nat* 163:518–531
- Egas M, Sabelis MW, Dieckmann U (2005) Evolution of specialization and ecological character displacement of herbivores along a gradient of plant quality. *Evolution* 59:507–520
- Ezoe H (1998) Optimal dispersal range and seed size in a stable environment. *J Theor Biol* 190:287–293
- Felsenstein J (1981) Skepticism towards Santa Rosalia, or why are there so few kinds of animals? *Evolution* 35:124–238
- Filchack KE, Roethele JB, Feder JL (2000) Natural selection and sympatric divergence in the apple maggot *Rhagoletis pomonella*. *Nature* 407:739–742
- Frank SA (1986) Dispersal polymorphisms in subdivided populations. *J Theor Biol* 122:303–309
- Gandon S (1999) Kin competition, the cost of inbreeding and the evolution of dispersal. *J Theor Biol* 200:245–364

- Gandon S, Michalakis Y (1999) Evolutionarily stable dispersal rate in a metapopulation with extinctions and kin competition. *J Theor Biol* 199:275–290
- Garant D, Kruuk LEB, Wilkin TA, McCleery RH, Sheldon BC (2005) Evolution driven by differential dispersal within a wild bird population. *Nature* 433:60–65
- Geritz SAH, Kisdi É, Meszana G, Metz JAJ (1998) Evolutionarily singular strategies and the adaptive growth and branching of the evolutionary tree. *Evol Ecol Res* 12:35–57
- Geritz SAH, Van der Meijden E, Metz JAJ (1999) Evolutionary dynamics of seed size and seedling competitive ability. *Theor Popul Biol* 55:324–343
- Grimm V, Railsback SF (2005) Individual-based modeling and ecology. Princeton University Press
- Grimm V, Revilla E, Berger U, Jeltsch F, Mooij WM, Railsback SF, Thulke HH, Weiner J, Wiegand T, DeAngelis DL (2005) Pattern-oriented modeling of agent-based complex systems: lessons from ecology. *Science* 310:987–991
- Grimm V, Berger U, Bastiansen F, Eliassen S, Ginot V, Giske J, Goss-Custard J, Grand T, Heinz S, Huse G, Huth A, Jepsen JU, Jorgensen C, Mooij WM, Mulder B, Pe'er G, Piuu C, Railsback SF, Robbins AM, Robbins MM, Rossmanith E, Roger N, Strand E, Souissi S, Stillman RA, Vabø R, Visser U, DeAngelis DL (2006) A standard protocol for describing individual-based and agent-based models. *Ecol Model* 198:115–126
- Gyllenberg M, Meszana G (2005) On the impossibility of coexistence of in nitely many strategies. *J Math Biol* 50:133–160
- Hamilton WD, May RM (1977) Dispersal in stable habitats. *Nature* 269:578–581
- Heinz SK, Strand E (2006) Adaptive patch searching strategies in fragmented landscapes. *Evol Ecol* 20:113–130
- Higashi M, Takimoto G, Yamamura N (1999) Sympatric speciation by sexual selection. *Nature* 402:523–526
- Holt RD, McPeck MA (1996) Chaotic population dynamics favors the evolution of dispersal. *Am Nat* 148:709–718
- Hovestadt T, Messner S, Poethke HJ (2001) Evolution of reduced dispersal mortality and ‘fat-tailed’ dispersal kernels in autocorrelated landscapes. *Proc R Soc Lon Series B* 268:385–391
- Ito HC, Dieckmann U (2007) A new mechanism for recurrent adaptive radiations. *Am Nat* 170:E96–E111
- Jansen VAA, Mulder GSEE (1999) Evolving biodiversity. *Ecol Lett* 2:379–386
- Johst K, Doebeli M, Brandl R (1999) Evolution of complex dynamics in spatially structured populations. *Proc R Soc Lon B* 266:1147–1154
- Kawecki TJ (1997) Sympatric speciation via habitat specialization driven by deleterious mutations. *Evolution* 51:1751–1763
- Kisdi É (1999) Evolutionary branching under asymmetric competition. *J Theor Biol* 197:149–162
- Kisdi É (2001) Long-term adaptive diversity in Levene-type models. *Evol Ecol Res* 3:721–727
- Kisdi É (2004) Conditional dispersal under kin competition: extension of the Hamilton-May model to brood size-dependent dispersal. *Theor Popul Biol* 66:369–380
- Kisdi É, Geritz SAH (2001) Evolutionary disarmament in interspecific competition. *Proc R Soc Lon B* 268:2589–2594
- Kisdi É, Jacobs FJA, Geritz SAH (2001) Red Queen evolution by cycles of evolutionary branching and extinction. *Selection* 2:161–176
- Kondrashov AS, Kondrashov F (1999) Interactions among quantitative traits in the course of sympatric speciation. *Nature* 400:351–354
- Law R, Mallow P, Dieckmann U (1997) On evolution under asymmetric competition. *Evol Ecol* 11:485–501
- Leimar O, Doebeli M, Dieckmann U (2008) Evolution of phenotypic clusters through competition and local adaptation along an environmental gradient. *Evolution* 62:807–822
- MacArthur RH, Levins R (1967) The limiting similarity, convergence, and divergence of coexisting species. *Am Nat* 101:377–385
- Mathias A, Kisdi É, Olivieri I (2001) Divergent evolution of dispersal in a heterogeneous landscape. *Evolution* 55:246–259
- May RM, MacArthur RH (1972) Niche overlap as a function of environmental variability. *Proc Natl Acad Sci USA* 19:1109–1113
- Maynard Smith J (1966) Sympatric speciation. *Am Nat* 100:637–650
- Maynard Smith J, Brown RL (1986) Competition and body size. *Theor Popul Biol* 30:166–179
- McPeck MA, Holt RD (1992) The evolution of dispersal in spatially and temporally varying environments. *Am Nat* 140:1010–1027
- Meszana G, Czibula I, Geritz SAH (1997) Adaptive dynamics in a 2-patch environment: a toy model for allopatric and parapatric speciation. *J Biol Syst* 5:265–284

- Metz JAJ, Geritz SAH, Meszner G, Jacobs FJA, van Heerwaarden JS (1996) Adaptive dynamics: a geometrical study of the consequences of nearly faithful reproduction. In: van Strien SJ, Verduyn Lunel SM, (eds) Proceedings of the Royal Dutch Academy of Science (KNAW Verhandelingen), Dordrecht, Netherlands: North Holland, pp 183–231
- Mizera F, Meszner G (2003) Spatial niche packing, character displacement and adaptive speciation along an environmental gradient. *Evol Ecol Res* 5:363–382
- Motro U (1991) Avoiding inbreeding and sibling competition: the evolution of sexual dimorphism for dispersal. *Am Nat* 137:108–115
- Murrell DJ, Dytham C, Travis JMJ (2002) The evolution of dispersal distance: Consequences for population dynamics. *Oikos* 97:229–236
- Olivieri I, Michalakis Y, Gouyon PH (1995) Metapopulation genetics and the evolution of dispersal. *Am Nat* 146:202–228
- Parvinen K (2002) Evolutionary branching of dispersal strategies in structured metapopulations. *J Math Biol* 45:106–124
- Parvinen K, Dieckmann U, Gyllenberg M, Metz JAJ (2003) Evolution of dispersal in metapopulations with local density dependence and demographic stochasticity. *J Evol Biol* 16:143–153
- Pigolotti S, López C, Herráñez-García E (2007) Species clustering in competitive Lotka-Volterra models. *Phys Rev Lett* 98:258101
- Poethke HJ, Hovestadt T (2002) Evolution of density and patch-size dependent dispersal rates. *Proc R Soc Lon Series B* 269:637–645
- Polechová J, Barton NH (2005) Speciation through competition: a critical review. *Evolution* 59:1194–1210
- Postma E, van Noordwijk AJ (2005) Gene flow maintains a large genetic difference in clutch size at a small spatial scale. *Nature* 433:65–68
- Ronce O, Perret F, Olivieri I (2000) Evolutionary stable dispersal rates do not always increase with local extinction rates. *Am Nat* 155:485–496
- Ronce O, Brachet B, Olivieri I, Gouyon PH, Clobert J (2005) Plastic changes in seed dispersal along ecological succession: theoretical predictions from an evolutionary model. *J Ecol* 93:431–440
- Rosenzweig ML (1978) Competitive speciation. *Biol J Linnean Soc* 10:275–289
- Roughgarden J (1974) Species packing and the competition function with illustrations from coral reef fish. *Theor Popul Biol* 5:163–186
- Rousset F, Gandon S (2002) Evolution of the distribution of dispersal distance under distance-dependent cost of dispersal. *J Evol Biol* 15:515–523
- Sasaki A (1997) Clumped distribution by neighborhood competition. *J Theor Biol* 186:415–430
- Sasaki A, Ellner S (1995) The evolutionarily stable phenotype distribution in a random environment. *Evolution* 40:337–350
- Savill NJ, Hogeweg P (1998) Spatially induced speciation prevents extinction: The evolution of dispersal distance in oscillatory predator-prey systems. *Proc R Soc Lon Series B* 265:25–32
- Schliewen UK, Tautz D, Pardo S (1994) Sympatric speciation suggested by monophyly of crater lake cichlids. *Nature* 368:629–632
- Schliewen U, Rassmann K, Markmann M, Markert J, Kocher T, Tautz D (2001) Genetic and ecological divergence of a monophyletic cichlid species pair under fully sympatric conditions in Lake Ejagham, Cameroon. *Mole Ecol* 10:1471–1488
- Schreiber SJ, Tobianson GA (2003) The evolution of resource use. *J Math Biol* 47:56–78
- Segel J (1985) Intraspecific resource competition as a cause of sympatric speciation. In: *Evolution: essays in Honour of John Maynard Smith*. In: Greenwood PJ, Harvey PH, Slatkin M (eds) Cambridge University Press, Cambridge, UK, pp 43–53
- Slatkin M (1973) Gene flow and selection in a cline. *Genetics* 75:733–756
- Slatkin M (1980) Ecological character displacement. *Ecology* 61:163–177
- Taper ML, Case TJ (1985) Quantitative genetic models for the coevolution of character displacement. *Ecology* 66:355–371
- Taylor PD (1988) An inclusive fitness model for dispersal of offspring. *J Theor Biol* 130:363–378
- Travis JMJ (2001) The color of noise and the evolution of dispersal. *Ecol Res* 16:157–163
- Travis JMJ, Dytham C (1998) The evolution of dispersal in a metapopulation: a spatially explicit, individual-based model. *Proc R Soc Lon B* 265:17–23
- Turelli M, Barton NH, Coyne JA (2001) Theory and speciation. *Trends Ecol Evol* 16:330–343
- Tureson G (1922) The genotypical response of the plant species to the habitat. *Hereditas* 3:211–350
- Turner GF, Burrows MT (1995) A model of sympatric speciation by sexual selection. *Proc R Soc Lon B* 260:287–292
- Van Valen L (1971) Group selection and the evolution of dispersal. *Evolution* 25:591–598
- Via S (2001) Sympatric speciation in animals: the ugly duckling grows up. *Trends Ecol Evol* 16:381–390

- Vincent TL, Cohen Y, Brown JS (1993) Evolution via strategy dynamics. *Theor Popul Biol* 44:149–176
- Waser NM (1986) Flower constancy: definition, cause, and measurement. *Am Nat* 127:593–603
- Wilson AB, Noack K, Meyer A (2000) Incipient speciation in sympatric Nicaraguan crater lake cichlids: Sexual selection vs. ecological diversification. *Proc R Soc Lon Series B* 267:2133–2141
- Wright S (1943) Isolation by distance. *Genetics* 28:114–138